
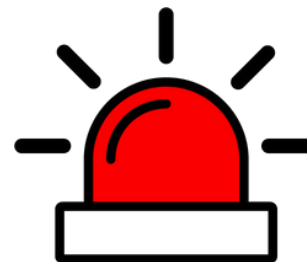




FIRE

FIRE

FIRE



Task 1:
Fire Letter Rescue

Objective:

Search for the F, I, R, and E letters hidden among the shredded red, orange, and yellow papers.

Instructions:

Dive into the sensory bin with your hands or a tong and locate the letters F, I, R, and E, cleverly concealed within the red, orange, and yellow papers. Can you find them all?

Task 2:
Fire Cutout Hunt

Objective:

Find six fire cutouts hidden within the red, orange, and yellow pompoms.

Instructions:

Carefully dig through the colorful pompoms and uncover six fire cutouts. How many can you find?

Task 3:
**Fire Protection Accessories
Discovery**

Objective:

Find and discuss various fire protection accessories you can find.

Instructions:

Explore the sensory bin and spot the following fire protection accessories:

- Fire Extinguisher • Fire Alarm • Axe • First Aid Kit • Fire Hydrant

Once you've found them, take a moment to discuss the importance of each item in fire safety. What role do they play in keeping us safe from fires?

Task 4:
**Learning About Fire
Protection Vehicles**

Objective:

Learn about the functions and roles of various fire protection vehicles.

Instructions:

Within the sensory bin, you'll find different fire protection vehicles. Take some time to examine each vehicle, and discuss their functions and roles in firefighting and rescue operations. What vehicle is your favorite? Don't forget to ask questions!